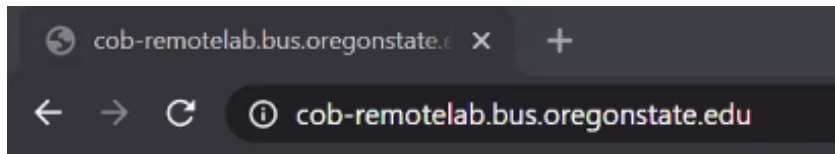


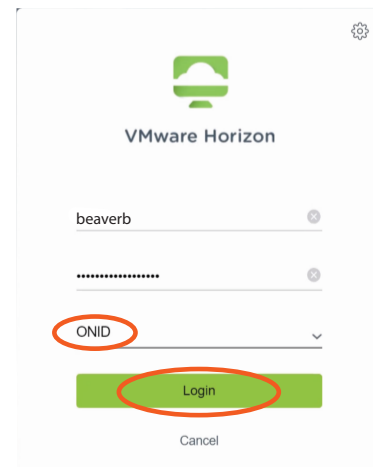
# VIRTUAL LABS

Connect to a computer in Austin Hall to use our academic programs.

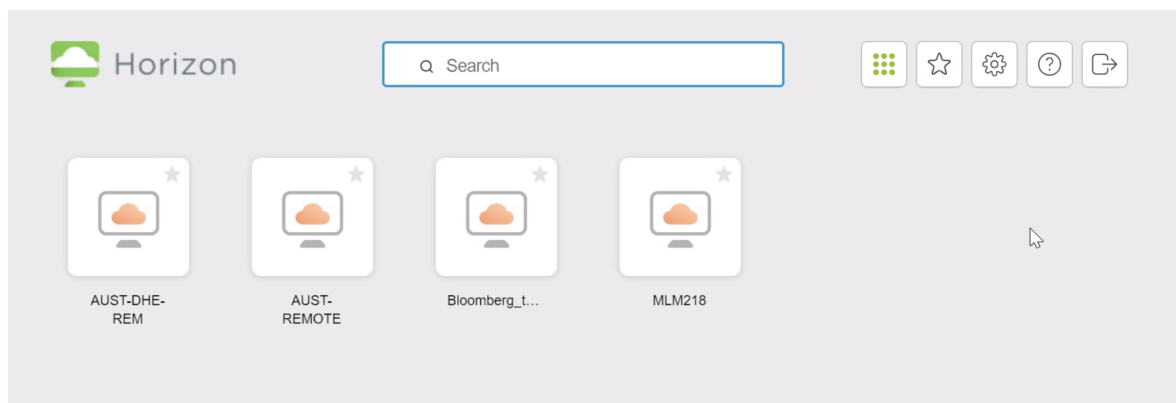
1) Open a web browser and navigate to  
**'cob-remotelab.bus.oregonstate.edu'**



2) Make sure you have **'ONID'** selected,  
then log in using your ONID username  
and password



3) Depending on your classes,  
select the desktop to access:  
**'AUST-DHE-REM'** has software  
specficially for design students,  
**'AUST-REMOTE'** is accessible by  
all business students



## 4) You are now connected to a virtual desktop

