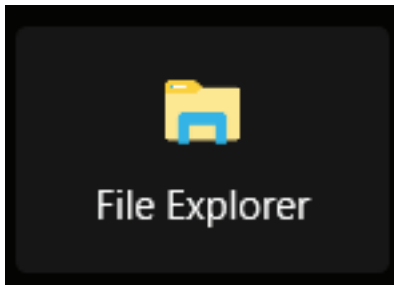


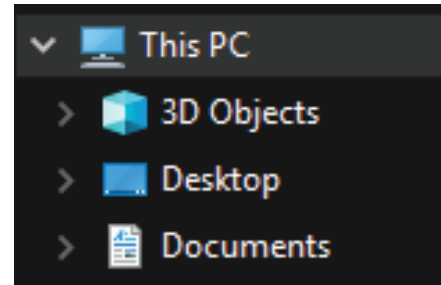
ONID DRIVE

Access network storage, available to all students. If you aren't on an OSU network, you'll need to use our VPN.

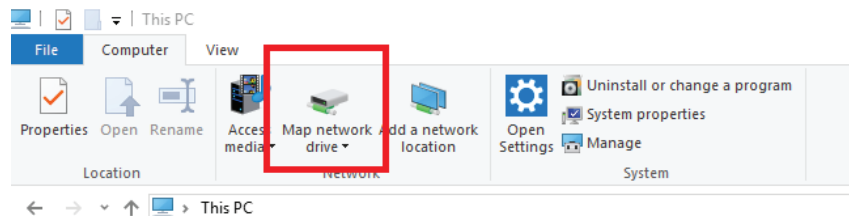
1) Open your File Explorer



2) Navigate to 'This PC'



3) Choose the option that says "Map network drive" at the top



4) Select a drive letter then enter the folder location as shown, replacing 'username' with your ONID username

Drive:

Folder:

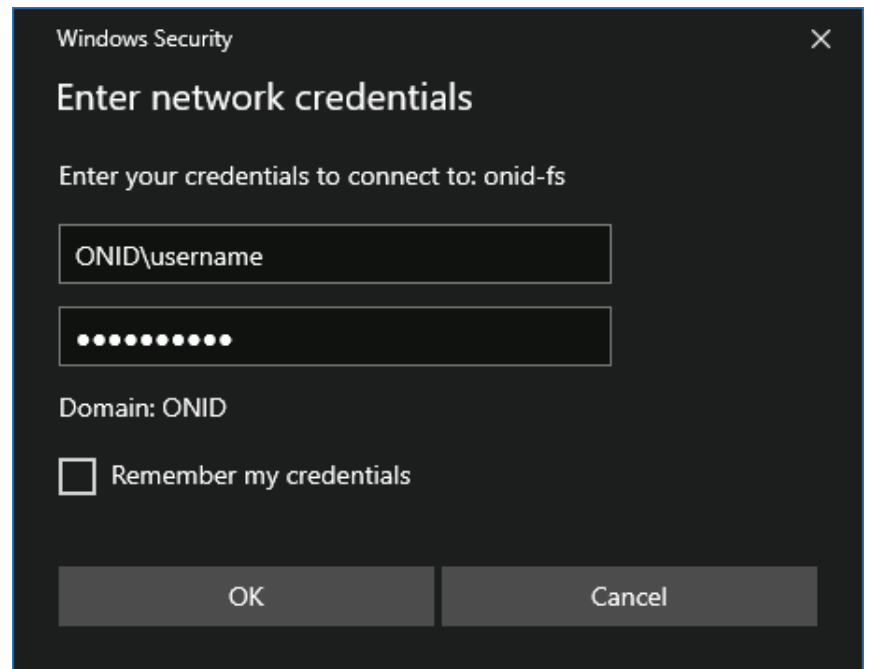
Example: \\server\share

Reconnect at sign-in

Connect using different credentials

[Connect to a Web site that you can use to store your documents and pictures.](#)

5) Login with your ONID credentials, with 'ONID\' before your username



5) You can now access your network storage under 'This PC' in file explorer

